

# User Manual

## [Important Instructions for Applicants filling Senior Residents / Senior Demonstrators Jan 2018 Online Registration Form]

- Open the website of All India Institute of Medical Sciences. The URL of the website is <http://www.aiimsexams.org>.
- The home page as shown below appears on the screen.



### Step 1: Registration

- After opening the website, the next step is Registration.
- By clicking on **Recruitments** Tab an Applicant can navigate to the desired course to registered him/her self.



For New Registration, click on **Click Here** button on New Registration Page.

For already registered candidate, enter **Candidate Id**, **Password**(already sent on registered email id) and **Captcha** and then click on **Login** button.



General Links

- Home
- Notification
- Advertisement
- Conspicuous/Advertisement
- Procedure
- Notice
- Regularity and Seat
- Upload Image Instructions
- Registration/Login
- Help Manual

AIMS-[Senior Residents / Senior Demonstrators] JAN 2018 SESSION

Welcome To The Login Page

If you have already registered, then kindly enter Candidate ID & Password for login, else click on [Click Here](#) Button for login credentials.

New Registration

If you have read the advertisement carefully and not registered yet, then kindly register for applying for all in given below



Compatible browsers:  
• Internet Explorer (Internet Explorer 8 and above)  
• Firefox 3.5 and above and Google Chrome for best view  
at all time.

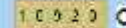
Applicant Login

If you have already registered, then kindly enter Candidate ID & Password

Candidate ID:

Password:

Enter Captcha:



Type the characters shown in the picture

[Login](#) [Forgot your login details?](#)

Important Announcement

Applicant must ensure that their mobile number is not registered with DND (Do Not Disturb) service. Applicant must check his/her Email Inbox, Junk mail and Spam after registration.

शरीरमाद्यं खलु धर्मसाधनम्

## Instructions Page

Once clicked for New Registration the applicant will be directed to Instructions Page. All Applicants are advised to read the instructions carefully before proceeding for Registration. The steps of Registration process will guide you in completing the Registration process.

All India Institute Of Medical Sciences  
Helpline No.: 051001247, 902948110

General Links: | Home | Notification | Advertisement | Configuration/Address/ton | Schedule | Eligibility and Seat | Registration/Login | Help Manual

Registration: Qualification & Address Details: Experience Details: Make Payment: City Choice: Upload Images: Print Registration Form

### Instructions for Registration

- Online Registration is a 7-Step process. All Seven (7) Steps of Online Registration Process should be completed before closing date as per the Advertisement. To avoid last day rush and disappointment, it is advisable to complete online registration well before closing date. Incomplete application form or with wrong or deliberately concealed information is liable to be straightaway rejected without any intimation.
- Before proceeding to register for AIIMS Senior Residents/ Senior Demonstrators January-2017 Session you must ensure that you have read and understood the eligibility criteria of AIIMS Senior Residents/ Senior Demonstrators January-2017 Session as your form can be rejected at any stage due to ineligibility.

**Step 1. Registration:** Applicant should fill correct basic details like Full Name, DOB, Category, Gender, Email, Contact No. etc. subsequently to get Login credentials.

- After completion of 1st Step of Registration, Applicant will get SMS and Email intimation about Login Credentials (if SMS or Email is not received, Call Helpline immediately).
- Login with the credentials provided and change password on first time login. Password length should be between 8-10 characters. Please remember your password and do not share it with others.
- After completion of 1st step of Registration process, My Page will be generated for each applicant bearing their entire information as filled by them. My Page will provide information regarding Due Steps, those should be completed before closing date. Admit Card & Result.

**Step 2. Qualification & Address details:** Fill correct Qualification & Address details like Qualifying Examination Name, Status etc. and also fill Address details.

**Step 3. Experience Details:** Fill Experience Details like Organization Name, Designation, Start Date etc. as applicable.

**Step 4. Fee Payment:** Payment of Registration Fee can be done online through Debit card/Credit card and Net Banking.

- After successful payment of registration fee, take printout of payment receipt bearing Unique Registration Number which can be used for future correspondence.

**Step 5. City Choice:** Select Examination City from available City list carefully. City availability indicates the last date status of seats in a city. City once selected cannot be changed later.

**Step 6. Upload Images:** Applicant is required to upload a recently taken digital scanned Photograph, Signature and Thumb Impression in JPG/JPEG format. The digital size of the Photograph file must be between 50 KB-100 KB and digital size of Signature and Left Thumb Impression file must be between 10 KB-50 KB, failing which applicant will not be able to upload images and complete registration process. The photograph to be uploaded must be taken within 6 months from on-line registration opening date.

**Step 7. Print Registration Form:** Applicant must take print of registration form and must check all information filled in the registration form carefully before final submission of registration form. After submission of Registration form no request for correction/change will be entertained. Taking print of Registration form is essential.

- Applicant need not to send hardcopy of registration Form or any other documents to Exam Section, AIIMS. Always keep Registration form and payment receipt with you for future references.
- No written acknowledgement will be issued for the receipt of the application. However, the applicant can verify Registration completion status on [www.aiimsvars.org](http://www.aiimsvars.org) after submission by login. If you see any discrepancy, call us on Helpline No. 051001247, 902948110.

**Steps of Registration Process**

```
graph TD
    A[AIIMS Recruitment Login Page] --> B{New User / Existing User}
    B --> C[Register for Login Credentials (Candidate ID and password)]
    B --> D[Login with Credentials provided on result]
    C --> E[Qualification & Address Details]
    D --> E
    E --> F[Experience Details]
    F --> G[Fee Payment]
    G --> H[City Choice]
    H --> I[Upload Images]
    I --> J[Print Registration Form]
```

Copyright © All India Institute of Medical Sciences, New Delhi. All Rights Reserved

After reading the instructions, click on **Proceed** button.

शरीरमाद्यं खलु धर्मसाधनम्

## Registration Form

On clicking the “**Proceed**” button Next page shown will be the **New Candidate Registration Form**. (All #marked fields are optional).

All India Institute Of Medical Sciences  
Helpline No.: 8510013247, 7692949110

General Links: Home, Notification, Advertisement, Conspicuous/Adendum, Schedule, Eligibility and Seat, Registration/Login, Help Manual

1. Registration, 2. Qualification & Address Details, 3. Experience Details, 4. Make Payment, 5. City Choice, 6. Upload Images, 7. Print Registration Form

Before proceeding to fill the registration form, please ensure that you have the following information ready at hand:

- Valid E-mail ID and Mobile phone number (These are essential for registration and subsequent communication)
- Credit Card/Debit Card/Banking facility
- Personal details
- Valid Photo (It is mentioned in the Advertisement/Instructions) (Its (1) in original) is required to be produced on the day of examination
- Scanned (print) image of recent colour passport size photograph with white background (read Advertisement/Instructions for details)
- Image of signature (read Advertisement/Instructions for details)
- Image of thumb impression (read Advertisement/Instructions for details)

If applicable:

- Married/Widow/Widower (Date of Marriage/Divorce/Death of Spouse)
- Category Certificate
- Disability certificate

Proceed

Read the Declaration of Eligibility carefully and give consent on it before submitting the form. After filling the required information click on “**Register**” button. On successful registration a message will appear on screen containing ‘**Candidate ID**’ and ‘**Password**’. An **Email and SMS** will also be sent to registered **E-mail Id** and **mobile number** having Login Credentials i.e. **Candidate ID** and **password**. Please note this candidate id for future references.

### b) Change Password

Login with the provided login Credentials i.e. **Candidate Id** and **Password** and correct **Captcha**. On first time login, candidate has to change password Change Password through **Change Password** page. **Re-login** with the new changed password to complete due steps of Registration Process.

शरीरमाद्यं खलु धर्मसाधनम्

Logout    My Page



General Links:

- Home
- Change Password
- Notification
- Admission
- Conferences/Address
- Introductions
- Upload Image/Profile Pic
- Registration Page
- Help Manual

Progress bar with steps: 1. Registration, 2. Qualification & Address Details, 3. Experience Details, 4. Make Physical, 5. City Check, 6. Upload Images, 7. Final Registration Form.

Change Password:

Old password	<input type="password"/>
New password	<input type="password"/>
Confirm New password	<input type="password"/>



शरीरमाद्यं खलु धर्मसाधनम्

## C) Candidate Information Page

After re-login the next page appears will page will show the **all Six (7) steps of Registration Process**. First step is new candidate **Registration for SENIOR RESIDENTS / SENIOR DEMONSTRATORS**.

**The color of the Number of the Step in Navigation Bar will change from Red to yellow as the steps get completed and candidate can jump/go to any steps among the completed steps at any time.**

Color will change from red to yellow as a step of registration gets completed

Personal Details			
Candidate ID:	ST1 000428	Group:	Anesthesiology
Full Name:	TESF		
Father's Name:	TODP	Mother's Name:	TESF
Date of Birth:	20 Jun 1998	Gender:	Male
Category:	General	Nationality:	INDIAN
Person with Disability:	NO	State of domicile:	Jam. NCTH
ID Proof:	Aadhar Card	ID No.:	99771438
Place of Issue:	INDIA	Issue Date:	NA
Valid Till:	NA		

Contact Details			
Email ID:	progams@gmail.com	Mobile No.:	(346)1438
Airtel Number:	NA		

Due Steps		
<input checked="" type="checkbox"/>	Submission of Address Details	Incomplete
<input checked="" type="checkbox"/>	Experience Details	Incomplete
<input checked="" type="checkbox"/>	Make Payment	Incomplete
<input checked="" type="checkbox"/>	City Choice	Incomplete
<input checked="" type="checkbox"/>	Upload Images	Incomplete
<input checked="" type="checkbox"/>	Print Registration Form	Incomplete



## d) Edit Information Page

Candidate should re-check the filled in information, in case there is some error in the information filled in the form Candidate can edit some information by clicking on **Edit Button**. It will redirect candidate to **Registration page** where some information can be edited.

All India Institute Of Medical Sciences

Welcome: 1-201 Candidate ID: 111180408 Helpline No.: 011-0012-77, 88029-46114

Logout My Page

1 registration 2 Qualification & Address Details 3 License Details 4 Make Payment 5 City Choice 6 Upload Images 7 Print Registration Form

**Personal Details**

Candidate ID:	011 090428	Group:	Anesthesiology
Full Name:	TESF		
Father's Name:	TCDP	Mother's Name:	ICBT
Date of Birth:	22 Jun 1999	Gender:	Male
Category:	General	Nationality:	INDIAN
Persons with Disability:	NO	State of domicile:	Jharkhand
ID Proof:	Aadhar Card	Religion:	Hindu
Place of Issue:	INDIA	Issue Date:	NA
Mail ID:	NA		

**Contact Details**

Email ID:	progams@gmail.com	Mobile No.:	934914362
Aboynak Number:	NA		

**Due Steps**

<input checked="" type="checkbox"/>	Qualification & Address Details	Incomplete
<input checked="" type="checkbox"/>	Experience Details	Incomplete
<input checked="" type="checkbox"/>	Make Payment	Incomplete
<input checked="" type="checkbox"/>	City Choice	Incomplete
<input checked="" type="checkbox"/>	Upload Images	Incomplete
<input checked="" type="checkbox"/>	Print Registration Form	Incomplete

After Click On save and proceed button, Candidate will Land to Qualification Details Page.

शरीरमाद्यं खलु धर्मसाधनम्

## Step 2: Qualification details

After first step of registration process is completed, the next step is to fill **Qualification Details**. Candidate should fill all the information asked for regarding Qualifying Examination, Internship and Medical Registration and then click on **Save and Proceed** button.

The screenshot displays the 'Qualification & Address Details' form on the AIIMS portal. The form is organized into several sections:

- Undergraduate Degree:** Includes fields for Degree (MBBS), Date of Passing (10/09/2016), Institute / College Name (AI), and University Name (DU).
- Medical Registration Details:** Includes fields for Registering Authority (MCI / State Council), Registration Date (09/07/2016), and Registration No. (70541).
- Qualifying Exam Details:** Includes fields for Qualifying Examination (DE - Degree of MD), Subject / Discipline (DE), Institute / College Name (AI), University Name (DU), Exam Status (Passed), and Date of Passing (03/03/2016).
- Address Details:** Includes fields for Permanent Address and Correspondence Address, each with Address Line 1, 2, and 3, Country, State, City, and Pin Code.

At the bottom of the form, there are two buttons: 'Save & Exit' and 'Save & Proceed'. An arrow points to the 'Save & Proceed' button, indicating the next step in the registration process.

शरीरमाद्यं खलु धर्मसाधनम्



### Step3: Experience Details

After fill the Qualification Details, next step is **Experience Details**. Candidate has to fill requirement details related to Experience as desired according to the course applied for than **Add** it and proceed further.

The screenshot displays the registration portal for the All India Institute of Medical Sciences. The top navigation bar includes the institute's name, a welcome message, the candidate ID (5711000072), and the helpline number (0510010047, 052549110). A progress indicator at the top shows seven steps: 1. Registration, 2. Qualification & Address Details, 3. Experience Details (current step), 4. Make Payment, 5. City Choice, 6. Upload Images, and 7. Print Registration Form.

The main content area is titled "Experience Details" and contains a form with the following elements:

- A question: "Do you have experience" with radio buttons for "Yes" and "No".
- A table for entering experience details:

Institute/Hospital Name	Position Held	Nature Of Duties	Start Date	End Date	
<input type="text" value="sdh"/>	<input type="text" value="gfr"/>	<input type="text" value="tyttrgth"/>	<input type="text" value="09/04/2014"/>	<input type="text" value="10/09/2015"/>	

Below the table is an "Add" button. At the bottom of the form are "Save & Exit" and "Save & Proceed" buttons, with a large arrow pointing to the right.

On the left side, there is a "General Links" menu with the following items: Home, Change Password, Notification, Advertisement, Campground/Advertisement, Introduction, Upload Image Instructions, Registration/Login, and Help Manual.

At the bottom of the page, the copyright notice reads: "Copyright © All India Institute of Medical Sciences, New Delhi. All rights Reserved."

## Step 4: Make Payment

After Centre Choice, candidates can choose the payment option to pay registration Fee.

### Online Payment

For **Online Payment**, candidate should click on **Online Payment** button and it will direct candidate to the **Bank's Payment Gateway** to make payment through **Credit/Debit Card/Net Banking**. Fill all the required details and click on **Pay** button.

All India Institute of Medical Sciences

Welcome to Candidate ID: 5/19/0002/02 My Profile ID: 853000257 10092018

Legend: My Page

1 Registration 2 Qualification & Address Details 3 Experience Details 4 Make Payment 5 City Choice 6 Upload Images 7 Print Registration Form

Candidate Details

Name	Candidate ID	Amount	Proceed for Payment
F.	5/19/0002	1000	Online Payment

Check City/Choice State:

Copyright © All India Institute of Medical Sciences, New Delhi. All Rights Reserved.

शरीरमाद्यं खलु धर्मसाधनम्

भारतीय स्टेट बैंक  
State Bank of India  
With you - all the way

### Welcome to State Bank of India's Secure Payment Gateway

Dear Customer,  
SBI Payment Gateway will secure your payment to **AIIMS**.

Select the type of card\*

Card Number\*   
(Please enter your card number without any spaces)

Expiry Date\*    
(Please enter expiry date provided on your card)

CVV2 / CVC2 / CVD2 Number\*   
(CVV2 / CVC2 / CVD2 is the three digit security code printed on the back of card)

Name on Card

Purchase Amount

Word Verification\*   
Type the characters you see in the picture below  
**we 3 G Z n**   
Click here for new image.

**AFTER PRESSING PAY, KINDLY DO NOT REFRESH AND DO NOT PRESS THE BACK BUTTON.**

**ALL INTERNET BASED TRANSACTIONS USING STATE BANK DEBIT CARDS WOULD NEED A 3D SECURE PASSWORD.**

Verified by **VISA** **MasterCard** **RuPay** **HACKER SAFE**

A service brought to you by State Bank of India

Note: This page will expire in 10 minutes and if you fail to complete the transaction in 10 minutes you will be redirected to the order page of AIIMS. If you wish to discontinue with the order, request you to click on Cancel button, you will be redirected to the order page of AIIMS.

Candidate should enter the information asked for to pass through on line mode and click ok **PAY** button.


Candidate must remember to take printout of Payment Receipt as a proof of payment by clicking on **Print** button

शरीरमाद्यं खलु धर्मसाधनम्

[Home](#) | [About Us](#) | [Contact Us](#) | [Feedback](#)

All India Institute Of Medical Sciences  
 Welcome!! Candidate ID: 3710000377      Enroll No: 40390002\_020549118

[Logout](#)   [My Page](#)




[General Links](#)

Home  
[Change Password](#)  
[Notifications](#)  
[Advertisements](#)  
[Candidate Instructions](#)  
[Announcement](#)  
[Upload Image Instructions](#)  
[Registration Help](#)  
[Help Manual](#)


1 Registration    2 Candidate & Answer Details    3 Examinee Details    4 Mark Papers    5 City Check    6 Upload Images    7 Candidate Question Comp.

**Payment Details**


**ALL INDIA INSTITUTE OF MEDICAL SCIENCES**  
 Ansari Nagar, New Delhi - 110029

**Payment Receipt - AIMS [Senior Residents / Senior Demonstrators] JANUARY 2017 SESSION**

Candidate ID:	3710000377	Registration No:	4700003
Candidate Name:	S	Group:	Medical Specialty
Date of Birth:	19/01/1981	Eligibility Source:	Yes
Gender:	Male	Category:	SC
<b>Amount: Rs. 3</b>			
Mode of Payment:	Online	Date:	26/10/2015
Transaction ID:	3	Status:	Example

[Print](#)   [Proceed](#)   

Copyright © 2015 All India Institute of Medical Sciences. All rights reserved.



शरीरमाद्यं खलु धर्मसाधनम्

## Step 5: City Choice

The third step is **Centre Choice**. After filling qualification details candidate will be directed to **Centre Choice Page**. Candidate can choose his/her centre **on first come first serve basis** from the centre availability list (centre availability list shows the real time status of seats in a city).

**The allocation of centre is subject to the payment confirmation.** The centre allocation will be done on First Come First Serve basis; however AIIMS decision regarding the centre allocation will be final and cannot be challenged at any stage. Candidate can choose the payment option to make registration fee payment at centre choice page.

AIIMS  
Welcome, R. Candidate ID: 0711000072 | Login No: 0010010247, 5502949110

Logout My Page

1 Registration 2 Qualification & Address Details 3 Experience Details 4 Make Payment 5 City Choice 6 Upload Images 7 Print Registration Form

### City Choice

Select State: Delhi/NCR

Sr.No	City	Select
1	Delhi/NCR	*

Save & Exit Save & Proceed

Note: AIIMS will make all efforts to ensure that the candidate is allotted a centre in the city chosen by the applicant, due to circumstances such as lack of sufficient number of candidates, logistic, administrative and other reasons, an Examination Centre in another city may be allotted finally. Applicants are therefore required to be prepared to appear for the examination in the Examination Centre allotted to them.

Copyright © All India Institute of Medical Sciences, New Delhi. All rights Reserved.

Click on **Proceed** button for payment of Registration Fee.

शरीरमाद्यं खलु धर्मसाधनम्

## Step 6: Upload Images

After Successful Payment Confirmation, Candidate needs to upload their latest passport size Photograph, Signature and Thumb Impression. The supported digital image format includes gif, png, jpg/jpeg.

### Upload Images

The screenshot shows the AIIMS registration portal interface. At the top, it says "All India Institute Of Medical Sciences" and "Welcome to Candidate ID: 3791000072". The navigation bar includes "Logout" and "My Page". The main content area is titled "Upload Images" and is divided into three sections:

- Upload Photo:** Includes a "Choose file" button, a list of instructions (e.g., "The uploaded photograph is not more than six months old", "Background colour of photograph is white"), and an "Accept" button. A sample photo is shown on the right.
- Upload Signature:** Includes a "Choose file" button, a list of instructions (e.g., "Background colour of signature is white", "Signature is not blurred"), and an "Accept" button. A sample signature is shown on the right.
- Upload Left Thumb Impression:** Includes a "Choose file" button, a list of instructions (e.g., "Background colour of Thumb Impression is white", "Thumb Impression is not blurred and lines are clearly visible"), and an "Accept" button. A sample thumb impression is shown on the right.

At the bottom of the page, there is a "DECLARATION" section and a "Save & Proceed" button with an arrow pointing to the right. A white arrow points to the "Save & Proceed" button.

First read the instructions given regarding **Photo, Signature and Thumb Impression** upload. To upload image click **Choose File button** and browse to path where the image is stored. You can see the preview of the uploaded images. Please refer to **Sample Images** provided on the page, if you are satisfied with the preview of images, click on **Accept** button else try again to upload the images. After uploading all three required images, give consent on the declaration and click on **Save & Proceed** button.

## Step 7: Print Registration Form

The sixth and the Last Step is **Registration Form** generation. Candidate must take print of Registration form once all steps of registration are completed. Click on **Submit** button and take printout of Registration Slip.

Registration form contains all the details provided by candidate during on line registration i.e. Personal Details, Qualification Details, City chosen, Payment details and Uploaded Images etc.

**All India Institute of Medical Sciences**  
Ansan Nagar, New Delhi - 110005  
AIIMS-[Senior Residents / Senior Demonstrators] JANUARY 2017 SESSION  
Registration Form - AIIMS-[Senior Residents / Senior Demonstrators] JANUARY 2017 SESSION

Candidate Profile		Candidate ID: 571100072	Registration No: 5700015	Registration Date: 26/10/2016	
Candidate Name: R	Date of Birth: 13 Jul 1991				
Gender: Male	Category: BC				
Father's Name: B	Mother's Name: B				
Persons with Disability Status: Yes	Disability %: 70				
Nationality: INDIAN	State of Domicile: Bihar				
Group Applied For: Medical Oncology	Do you have DM/MCH Degree: No				
Are you a Ex-Service man: No					
<b>Contact Details</b>					
Address for Permanent: DD, DFDF, VDSVS, Nalanda, Bihar, India, 805105		Correspondence Address: DD, DFDF, VDSVS, Nalanda, Bihar, India, 805105			
Mobile No: 1. 9891163545 2. Alternate Mobile No 7827273403		E-Mail ID: rk.nysa@gmail.com			
<b>Qualification Details</b>					
S. No.	Level	Name of Degree	Institution	University	Date of Passing
1	Undergraduate	MBBS	fg	il	10/03/2010
2	Qualifying Exam I	Degree of MD	bdfgfd	dfhg	02/03/2016
3	Qualifying Exam II	NA	NA	NA	01/01/1900
4	Additional	NA	NA	NA	01/01/1900
<b>Medical Registration Details :</b>					
Registering Authority: MCI	State: NA	Reg No: 785241	Reg. Date: 09/07/2015		
<b>Valid Photo Identity (To be presented in original at the Examination Centur along with Admit Card)</b>					
ID Proof: PAN Card	ID No: 78545612323	Place of Issue: INDIA	Issue Date: NA	Valid Till: NA	
<b>Payment Details</b>					
Mode: Exempted	Date: 26/10/2016	Transaction ID: 0	Amount: 0		
<b>Do you have experience : Yes</b>					
Organisation Name	Designation	Start Date	End Date		
sdfl	dfg	09 Apr 2014	10 Aug 2016		
<b>Examination City Opted: Delhi/NCR</b>					
<small>UNDERTAKING/DECLARATION: I hereby declare that the information furnished by me in the Registration/Application Form is correct and nothing has been concealed. In case any information furnished by me is found to be false/incomplete/false than I shall be liable to civil/criminal prosecution and my claim to admission/appointment/registration service in the Institute may be cancelled/terminated.</small>					
 Signature of Candidate		 Thumb of Candidate			
<input type="button" value="Back"/>		<input type="button" value="Submit"/>			

+

शरीरमाद्यं खलु धर्मसाधनम्

Check all the details in **Registration Form** carefully, if some entered information is to be corrected/ edited then click on edit button, do the necessary corrections and then click on **Final Submit button**.



**All India Institute of Medical Sciences**  
Anand Nagar, New Delhi - 110062  
AIIMS (Senior Residents / Senior Demonstrators) JANUARY 2017 SESSION  
Registration Form - AIIMS (Senior Residents / Senior Demonstrators) JANUARY 2017 SESSION

Candidate Profile		Candidate ID: 571100072	Registration No: 5700018	Registration Date: 26/10/2016	
Candidate Name: R	Date of Birth: 13 Jul 1981				
Gender: Male	Category: SC				
Father's Name: R	Mother's Name: B				
Persons with Disability Status: Yes	Disability %: 70				
Nationality: INDIAN	State of Domicile: Bihar				
Group Applied For: Medical Oncology	Do you have DM/MCh Degree: No				
Are you a Ex-Service man: No					
Contact Details					
Address for Permanent: DD, DDFD, VDSVS, Nalanda, Bihar, India, 805105		Correspondence Address: DD, DDFD, VDSVS, Nalanda, Bihar, India, 805105			
Mobile No: 1. 9891103542, 2. Alternate-Mobiles: 7827273403		E-Mail ID: rk.nyaa@gmail.com			
Qualification Details :					
S. No.	Level	Name of Degree	Institution	University	Date of Passing
1	Undergraduate	MBBS	sg	g	30/03/2010
2	Qualifying Exam I	Degree of MD	hdfggf	dfgg	02/03/2016
3	Qualifying Exam II	NA	NA	NA	01/01/1900
4	Additional	NA	NA	NA	01/01/1900
Medical Registration Details :					
Registering Authority: MCI	State: NA	Reg No: 785341	Reg. Date: 09/07/2016		
Valid Photo Identify (To be presented in original at the Examination Center along with Admit Card)					
ID Proof: PAN Card	ID No: 78945612323	Place of Issue: INDIA	Issue Date: NA	Valid Till: NA	
Payment Details					
Mode: Exempted	Date: 26/10/2016	Transaction ID: 0	Amount: 0		
Do you have experience : Yes					
Organisation Name	Designation	Start Date	End Date		
ghf	ghf	09 Apr 2014	10 Aug 2016		
Examination City Opted: Delhi/NCR					
<p><small>UNDERTAKING DECLARATION: I hereby declare that the information furnished by me in the Registration/Application Form is correct and nothing has been concealed. In case any information furnished by me is found to be false/inconclusive than I shall be liable to disciplinary prosecution and my claim to admission/participation/registration service in the Institute may be suspended/terminated.</small></p>					
 Signature of Candidate		 Thumb of Candidate			
<input type="button" value="Back"/>		<input type="button" value="Submit"/>			

शरीरमाद्यं खलु धर्मसाधनम्



**All India Institute of Medical Sciences**  
 Ansari Nagar, New Delhi - 110006  
 AIIMS (Senior Residents / Senior Demonstrators) JANUARY 2017 SESSION  
 Registration Form - AIIMS (Senior Residents / Senior Demonstrators) JANUARY 2017 SESSION

<b>Candidate Profile</b>		<b>Candidate ID:</b> 571100072	<b>Registration No:</b> 5700015	<b>Registration Date:</b> 25/10/2016	
Candidate Name: R		Date of Birth: 13 Jul 1991			
Gender: Male		Category: SC			
Father's Name: B		Mother's Name: B			
Persons with Disability Status: Yes		Disability %: 70			
Nationality: INDIAN		State of Concile: Bihar			
Group Applied For: Medical Oncology		Do you have DM/MCH Degree: No			
Are you a Ex-Service men : No					
<b>Contact Details</b>					
Address for Permanent: DD, DFD, VDS/VS, Nalanda, Bihar, India, 805105			Correspondence Address: DD, DFD, VDS/VS, Nalanda, Bihar, India, 805105		
Mobile No: 1. 9891163549		2. Alternate Mobile No: 7927273403		E-Mail ID: rl.nysa@gmail.com	
<b>Qualification Details :</b>					
S. No.	Level	Name of Degree	Institution	University	Date of Passing
1	Undergraduate	MBBS	fg	rl	15/03/2010
2	Qualifying Exam I	Degree of MD	bd/bgd	dfbg	02/03/2016
3	Qualifying Exam II	NA	NA	NA	01/01/1900
4	Additional	NA	NA	NA	01/01/1900
<b>Medical Registration Details :</b>					
Registering Authority: MCI		State: NA	Reg No: 705241	Reg. Date: 09/07/2016	
<b>Valid Photo Identity (To be presented in original at the Examination Center along with Admit Card)</b>					
ID Proof: PAN Card	ID No: 78945612323	Place of Issue: INDIA	Issue Date: NA	Valid Till: NA	
<b>Payment Details</b>					
Mode: Exempted	Date: 25/10/2016	Transaction ID: 0	Amount: 0		
Do you have experience : Yes					
Organisation Name	Designation	Start Date	End Date		
sod	gfg	09 Apr 2014	10 Aug 2015		
<b>Examination City Opted: Delhi/NCR</b>					
<p><small>UNDERTAKING DECLARATION: I hereby declare that the information furnished by me in the Registration/Application Form is correct and nothing has been concealed. In case any information furnished by me is found to be false/corrected/true than I shall be liable to civil/criminal prosecution and my claim to admission/appointment/registration services in the Institute may be cancelled/terminated.</small></p>					
					
Signature of Candidate		Thumb of Candidate			
<a href="#">Back</a>		<a href="#">Submit</a>		<a href="#">Final Submit</a>	

Take the print of the Registration Form after final submission of form. Candidate can take the print out of the **Registration Form** by clicking on **Print** button.

After clicking Final Submit button, color of navigation bar of all the steps of registration process will change to **Yellow from Red**.

शरीरमाद्यं खलु धर्मसाधनम्



General Links

- Home
- Registration
- Advertisement
- Constitution/Bye-laws
- Procedure
- Notice
- Eligibility and Fees
- Upload Image Instructions
- Registration/Login
- Help Manual

AIMS-[Senior Residents / Senior Demonstrators] JAN 2018 SESSION

Welcome To The Login Page

If you have already registered, then kindly enter Candidate ID & Password for login, else click on [Click Here](#) Button for login credentials.

New Registration

If you have read the advertisement carefully and not registered yet, then kindly click on [Click Here](#) Button to register.

[Click Here](#)



**Compatible browsers:**  
It is recommended to use Internet Explorer 8 and above, Firefox 3.0 and above and Google Chrome for best view and functionality.

Applicant Login

If you have already registered, then kindly enter Candidate ID & Password.

Candidate ID

Password

Enter Captcha

1 0 9 2 0

Type the characters shown in the picture

Login

Forgot your login details?

Important Announcement

After completing all 7 steps of registration process, candidate will be registered successfully and can navigate to any completed step through **Navigation Buttons** available on top of the page.

**Candidate must Logout after registration is done successfully.**

